



# World's Simplest Packy Harness

You can experience ultimate freedom, confidence, and ease.  
Make everyday worry-free!

This harness consists of two pieces created from clear elastic: a *belt* and a *loop*. The *BELT* holds the packy to your body, the *LOOP* holds the packy in the belt. The packy that has been used consistently with this design is made of cyberskin.

## I **Making the Belt** Use 1/2" or 3/8" Lastin, it gives firm, comfortable security.

1. You want it below your hips, across the top of your thighs (front), top of your pubic hair and top of your 'bum crack'. This material is *slick, slippery* so use two knots: a square knot and a balloon knot that cinches it. It should be snug enough to stretch comfortably when moving, yet snug to hold the packy firmly against your body.

## II **Making the Loop** Use 1/4" Lastin, for stretch and ALL day comfortable!

1. Tie one end in a small loop on the belt at your right hip with two square knots.  
2. Hold the other end at your left hip. The loop will outline an un-tucked shirttail hanging down behind you, about halfway between 'bum' and mid-thigh. Test the length of the loop by placing the pack (III, steps 1 & 2), adjust accordingly, then tie a small loop at your left hip with a couple of square knots. The loop knots will slide back and forth along the belt.

This is an asset. Adjustments can be made to the length after assembly, and during wear.

## III **Placing the Packy**

1. Hang the packy on the belt: balls behind the belt, shaft hanging over the belt's knots. Position the packy and belt: not so far down it's between your legs, and not so high it's above your pubic hairline. Your body will tell you where.  
2. Reach between your legs, grasp the loop and pull the loop between your legs from back (shirttail position) to front. Pull the loop over the top of the pack, to behind the shaft, above the belt. Release. The path of the loop runs from your right hip, under your butt cheek, between thigh and groin, up behind the pack (and over the belt), back between thigh and groin, under the left butt cheek and to the left hip.

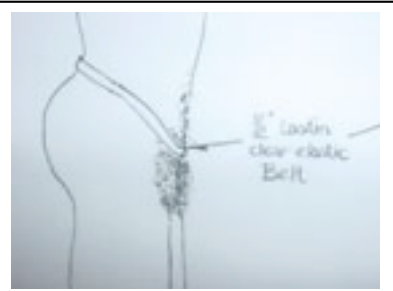
**That's it!** Your pack is secure. Bend, squat, jump, bike, swim, run. I have only lost my packy once because I had not brought the knotted loops around to the front to hold firmly enough. Move the hip knots forward or backward to gauge tautness and comfort of the loop. One harness has been worn daily for three years with only minor sizing adjustments of retying knots to tighten and secure as the Elastin slowly stretches.

**NOTE:** Lastin is extremely elastic and as such is not a good harness for sex play toys.

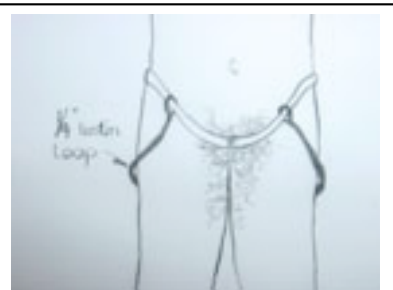
**CONTACT info: SUBJECT= 'HARNESS' to: [sunmeister51@yahoo.com](mailto:sunmeister51@yahoo.com)**  
You **MUST** put 'HARNESS' in the subject for me to receive your email!!



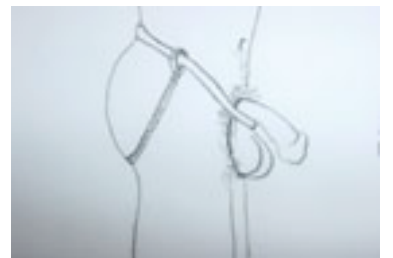
Lastin, clear elastic



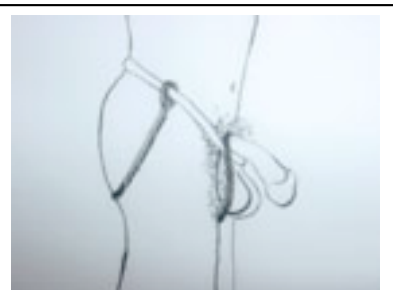
Making the Belt



Making the Loop



Placing the packy



Ta-DAAAA!